



Equity in Higher Education: The Role of Private Colleges

SCHEV Private College Advisory
Board Meeting

Monday, May 17, 2021



Themes of The Virginia Plan for Higher Education

- Equity
 - Affordability
 - Transformative Experiences
- 

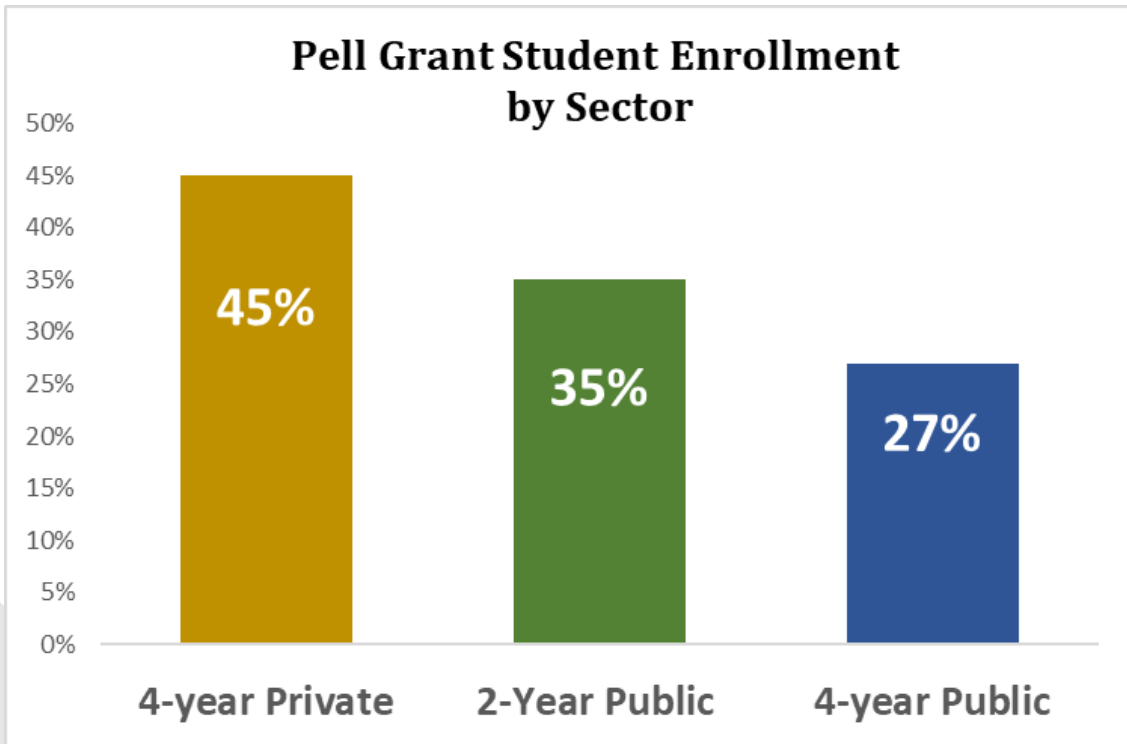
Source: <https://schev.edu/index/statewide-strategic-plan/virginia-plan-overview>




Today's Conversation: Equity

- **40%** of Virginia's students at 4-year colleges attend private colleges
- **33%** of Virginia's *undergraduate students* attend private colleges
- **56%** of Virginia's *graduate students* attend private colleges
- **61%** of Virginia's students in *first-professional programs* attend private colleges



Virginia's conversation about equity in higher education is incomplete without considering the role that private colleges play in the state's ecosystem/landscape.



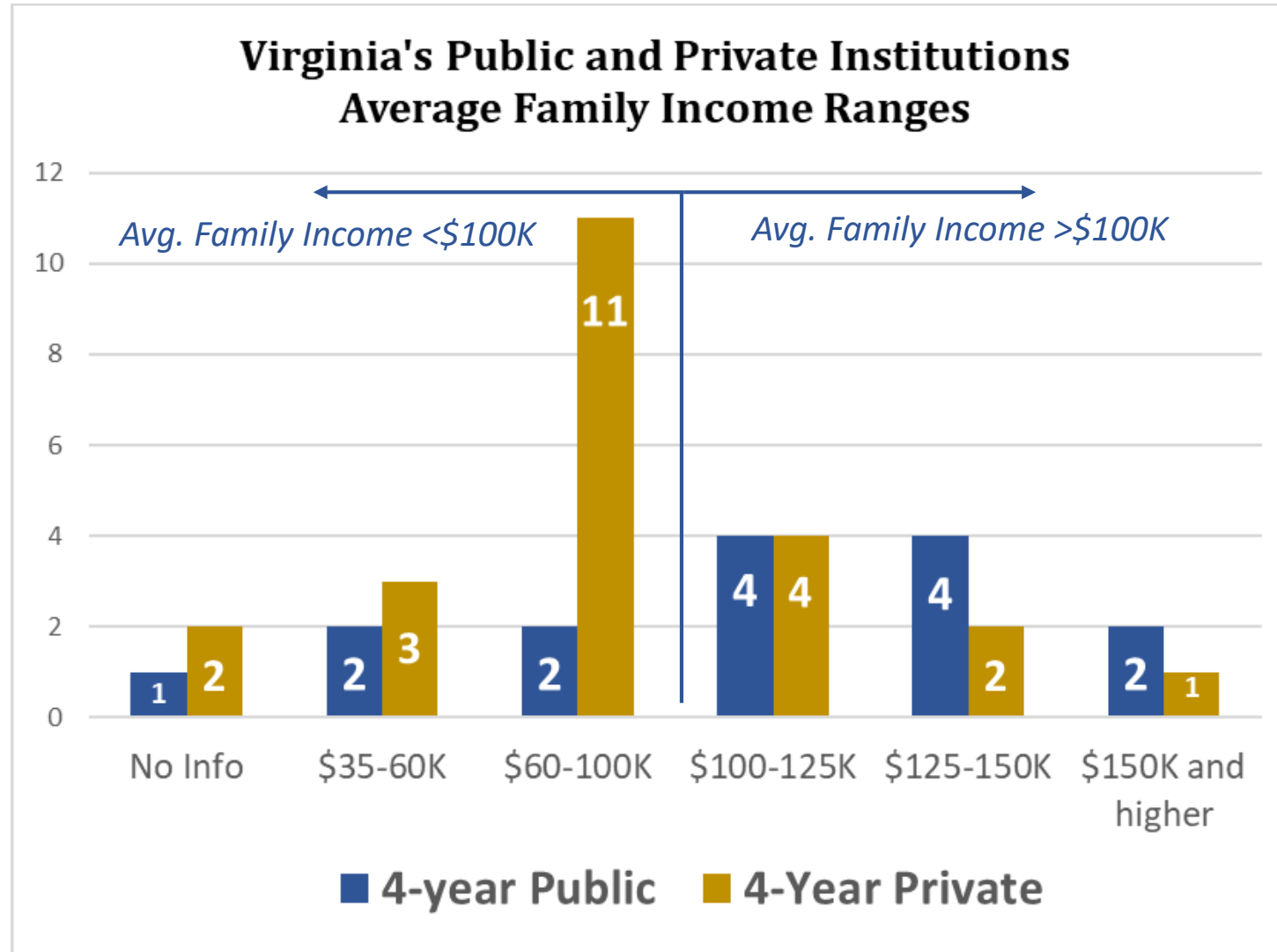
Not only do private colleges serve a significant volume of students; these colleges serve as *access institutions* by enrolling many students from low-income and other underrepresented backgrounds.



Family Income:
Who goes where to
college?

- The [*New York Times Social Mobility Study*](#) helped the public get a better picture of the family income profiles of most colleges in America using a “big data” approach.
 - The study – led by Harvard Economics professor Raj Chetty, provides the most comprehensive look at how well or how poorly colleges have built an economically diverse student body. The researchers tracked about 30 million students born between 1980 and 1991, linking anonymized tax returns to attendance records from nearly every college in the country.
 - There are 23 private (undergraduate/CICV members) and 15 public 4-year institutions in the Commonwealth.
- 
- 

Virginia Institutions Income Profile

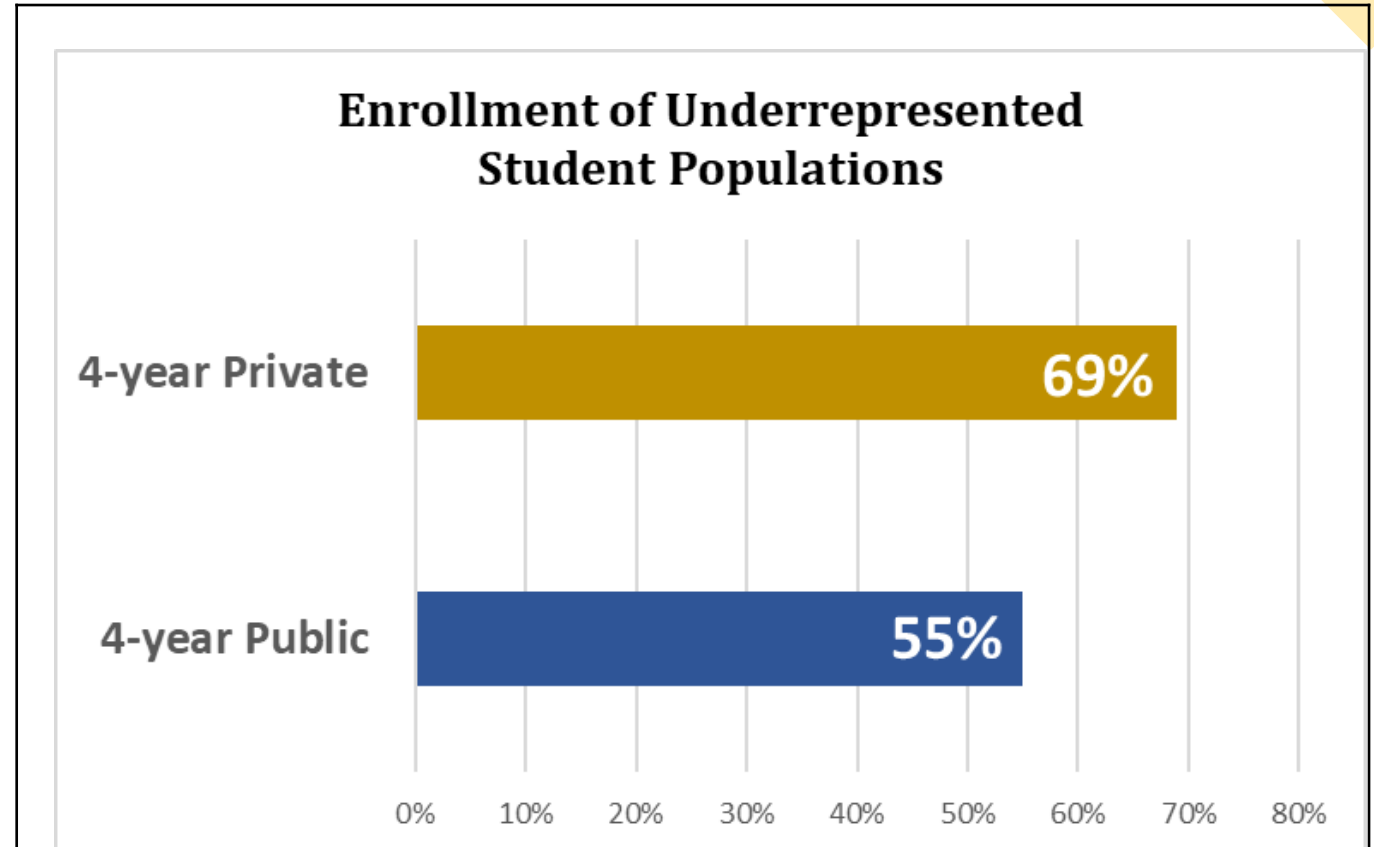


Source: <https://www.nytimes.com/interactive/projects/college-mobility>

Who Private Colleges Serve

URPs are defined by SCHEV based on the following characteristics:

- Race:** Non-white US citizen and permanent residents
- Pell:** Students receiving Pell grants at any time during the last five years
- Age:** Non-traditional students age 25 or older at entry
- Virginia Localities:** Students from Virginia localities in the lowest quintile of associate and baccalaureate attainment rates




Source: SCHEV report “Distribution and Completion of Underrepresented Populations”



Alignment with Workforce Needs

- While private colleges **enroll 33% of undergraduate students** at Virginia's 4-year institutions, we produce:
- **51%** of Bachelor's degrees in education
- **45%** of Bachelor's degrees in nursing
- Further diversification of these professions is advanced by helping prepare our diverse students for success in these fields.

Source: SCHEV C04 Completions report




CICV Institutional Composition


- 2 Historically Black Colleges/Universities (**HBCU**)
- 1 Hispanic-Serving Institution (**HSI**)
- 12 Pell-Serving institutions (**PSI**)
 - (PSI defined as those with 37+% Pell enrollment)
- **Specialty graduate institutions and programs**
 - Diversifying the professions and serving diverse communities
 - 2 osteopathic medical schools
 - 1 stand-alone pharmacy school
 - 4 law schools (1 stand-alone)
 - Numerous health professions programs at both Undergrad and Grad level
 - Physician Assistant, Physical Therapy, Nurse Practitioner, Pharmacy, Health Analytics



Bottom line...


Virginia needs a healthy private college sector in order to meet its goals for degree attainment, to effectively serve lower-income students, adults, and those areas with traditionally lower-degree attainment.



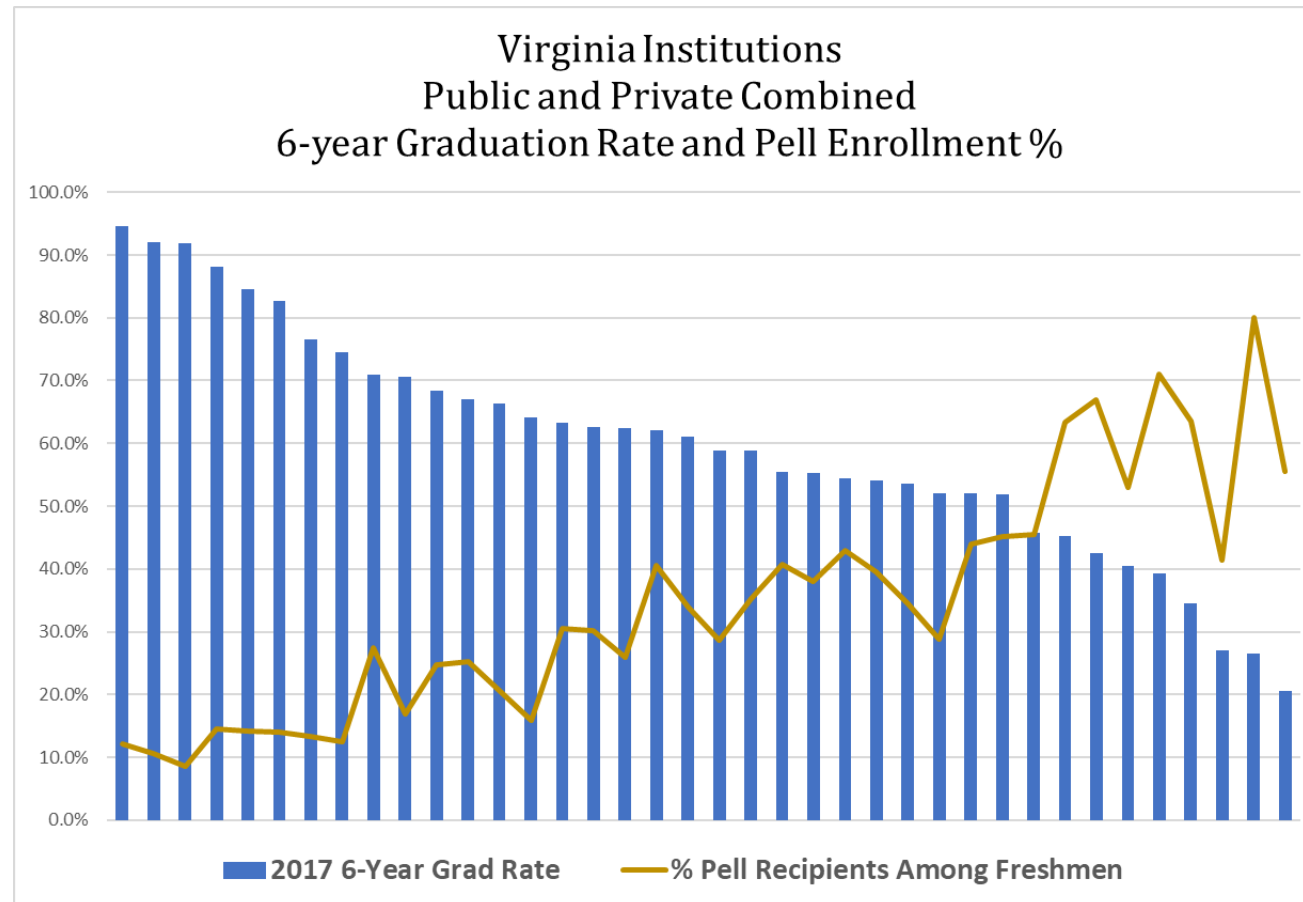


We are proud to serve these students/families but there are challenges


Graduation rates vary by institution, of course, but in most cases (not just in Virginia, and not just for private colleges), it is more difficult to graduate low-income/under-represented students. Virginia's public and private colleges share this challenge.




There is an inverse relationship between graduation rate and enrollment of low-income students (as represented by Pell proportion). This is true across sectors.




Source: IPEDS data posted by <http://www.collegeresults.org/>




How can the
Commonwealth
help us?

- **Aggressively grow the amount of the TAG award.**
 - Numerous research studies have shown that as little as \$1000 in additional aid can increase student persistence 2-4%. (Source: [NCAN Common Measures Handbook](#))
 - **Include private colleges in all equity-focused initiatives** (i.e. the Innovative Internship Program, the [TIE Grant \(Talent, Innovation, and Equity Grant\)](#) and others of this type that are created in the future).
 - Support the inclusion of private, non-profit colleges in allocations made by the General Assembly from the ***American Rescue Plan***.
- 



How can the Commonwealth help us?

- Continue the conversation with us regarding the possible creation of a modestly-sized matching grants program for **capital construction**.
 - Keep in mind that aid (grants and loans) to students at nonpublic higher education institutions is authorized in Article VIII, Section 11 of the Virginia constitution and **contracts with nonprofit private institutions for the provision of educational services are allowed as noted in the Code of Virginia, Title 23.1-105**.
 - At the federal level, support initiatives to **double the Pell Grant**.
- 



DISCUSSION BETWEEN SCHEV Council Members & PCAB Presidents

Led by College Presidents:

Dr. Tiffany Franks

President—Averett University

Dr. Scott Miller

President— Virginia Wesleyan University

and SCHEV Council Members:

Thad Holloman

Katie Webb